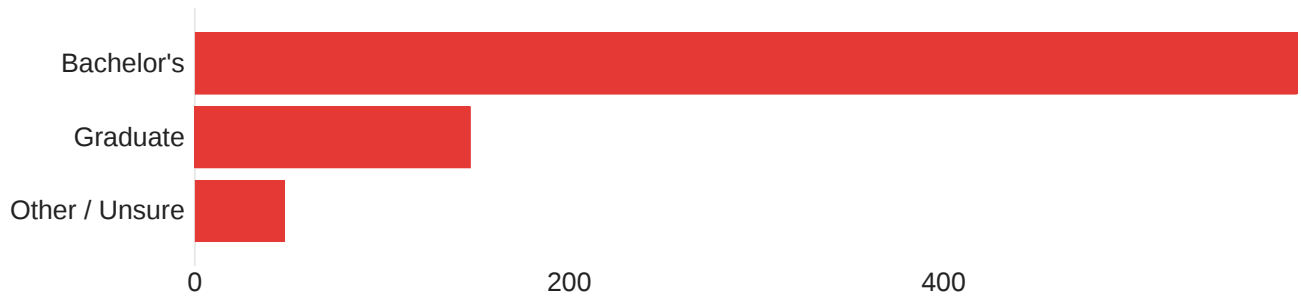


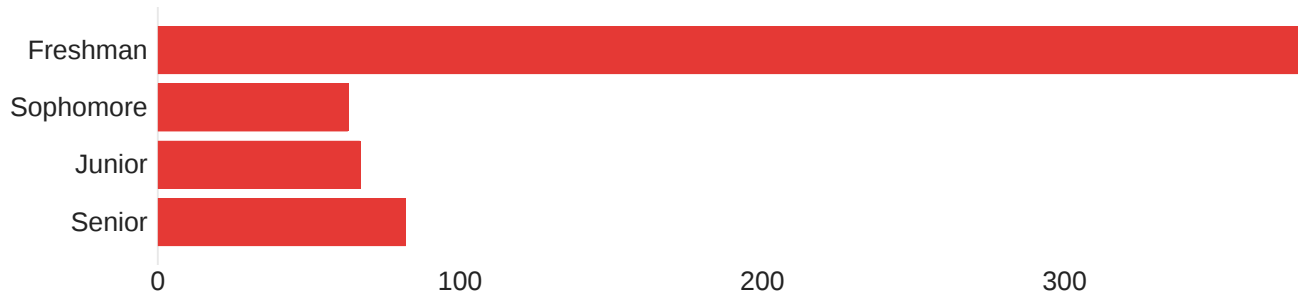
# **2023 University of Louisiana at Lafayette Quality of Life Survey Results**

## DEGREE LEVEL - What degree are you pursuing?



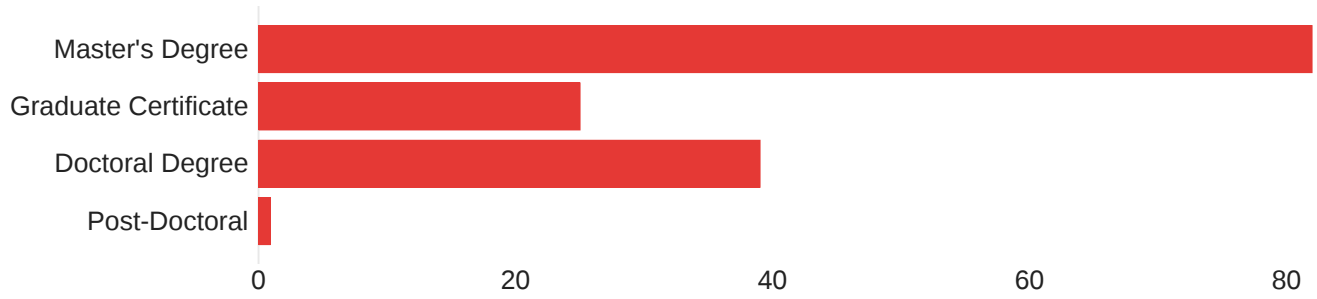
Field	Choice Count
Bachelor's	589
Graduate	147
Other / Unsure	48
Total	784

# UNDERGRADUATE CLASSIFICATION - What classification are you in your Bachelor's Degree program?



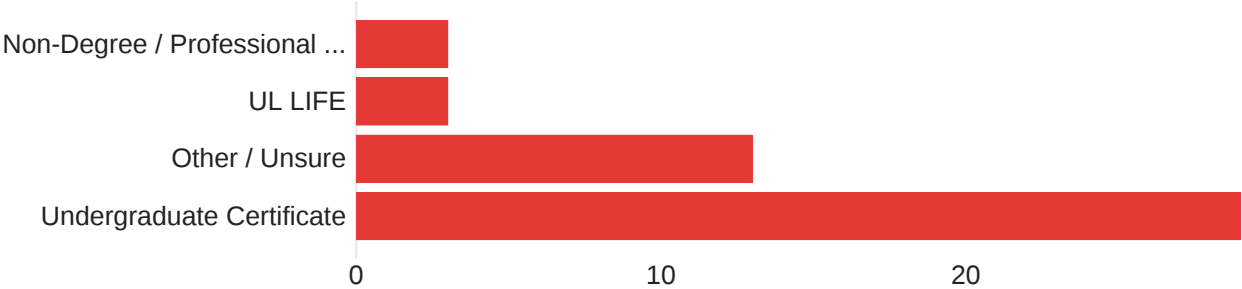
Field	Choice Count
Freshman	377
Sophomore	63
Junior	67
Senior	82
Total	589

# GRADUATE DEGREE - Which degree program are you pursuing?



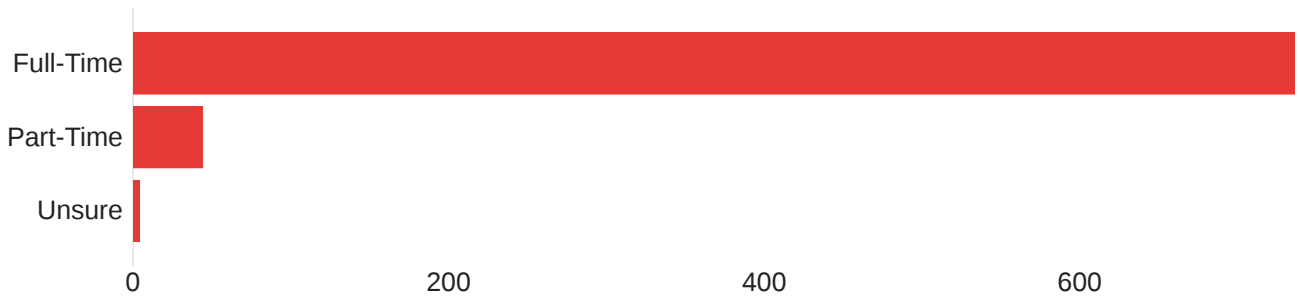
Field	Choice Count
Master's Degree	82
Graduate Certificate	25
Doctoral Degree	39
Post-Doctoral	1
Total	147

# OTHER PROGRAM - In which program are you enrolled?



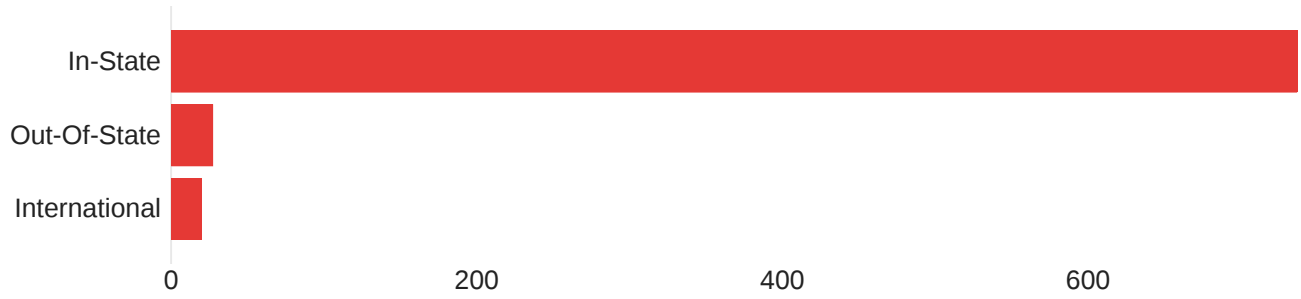
Field	Choice Count
Non-Degree / Professional Development	3
UL LIFE	3
Other / Unsure	13
Undergraduate Certificate	29
Total	48

FULL or PART - Are you a full-time or part-time student? Undergraduate: Full-Time is at least 12 hours in a Fall Semester. Graduate: Full-Time is at least 9 hours in a Fall Semester.



Field	Choice Count
Full-Time	736
Part-Time	44
Unsure	4
Total	784

## RESIDENCY - What is your residency status?



Field	Choice Count
In-State	737
Out-Of-State	27
International	20
Total	784

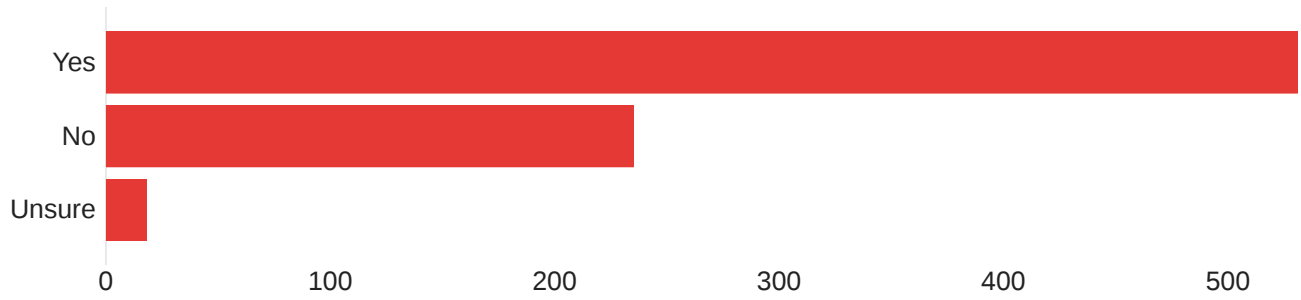
### ON or OFF CAMPUS - Do you live ON CAMPUS or OFF CAMPUS?



Field	Choice Count
On Campus	354
Off Campus	430
Total	784




# FIRST GENERATION - Did any of your parents or guardians go to college?



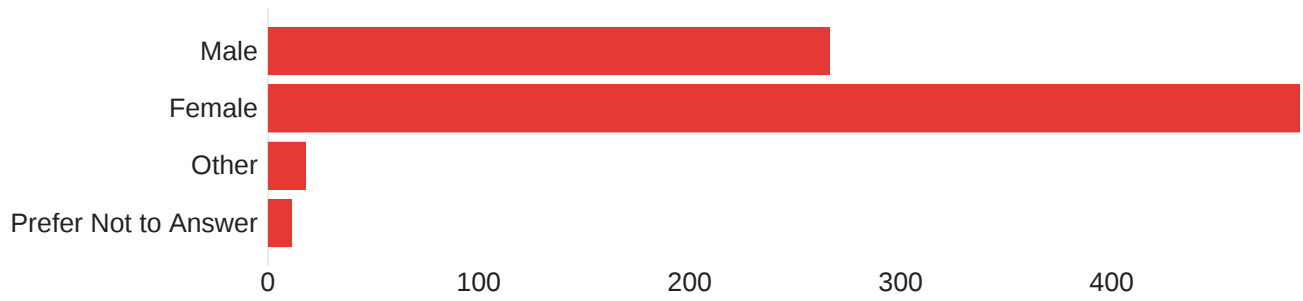
Field	Choice Count
Yes	531
No	235
Unsure	18
Total	784

### LEGACY - Did any of your parents or guardians attend UL Lafayette?



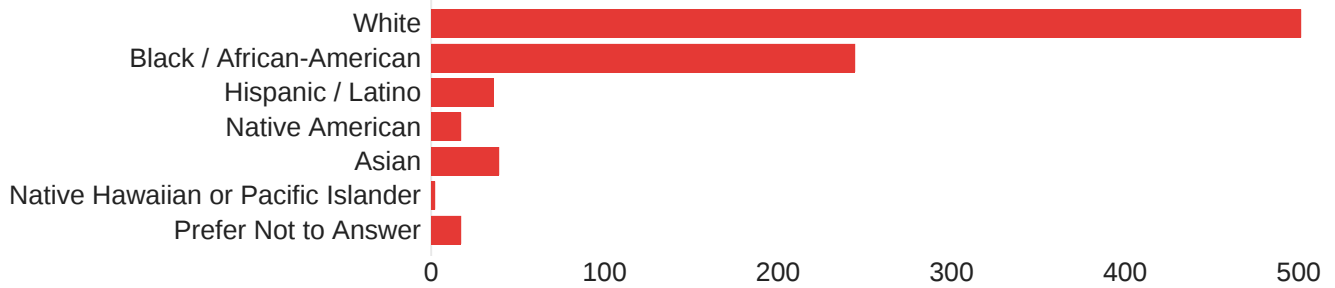
Field	Choice Count
Yes	227
No	301
Unsure	3
Total	531

## GENDER - What is your gender identity?



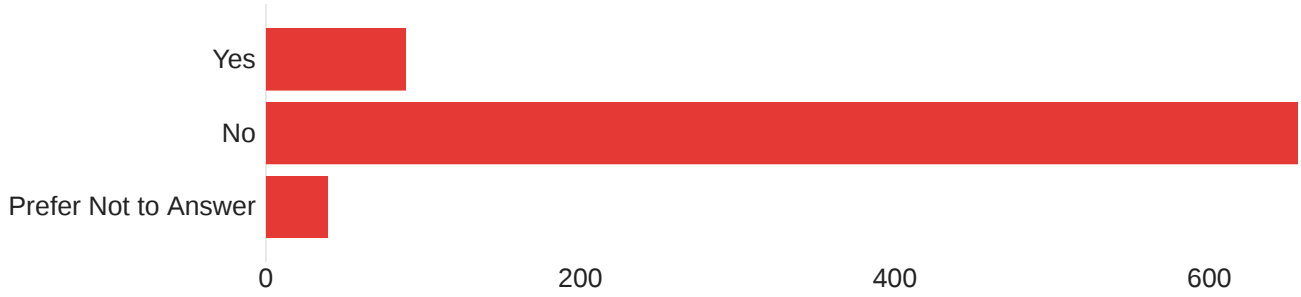
Field	Choice Count
Male	266
Female	489
Other	18
Prefer Not to Answer	11
Total	784

### ETHNICITY - How would you describe your ethnic background? (Select all that apply)



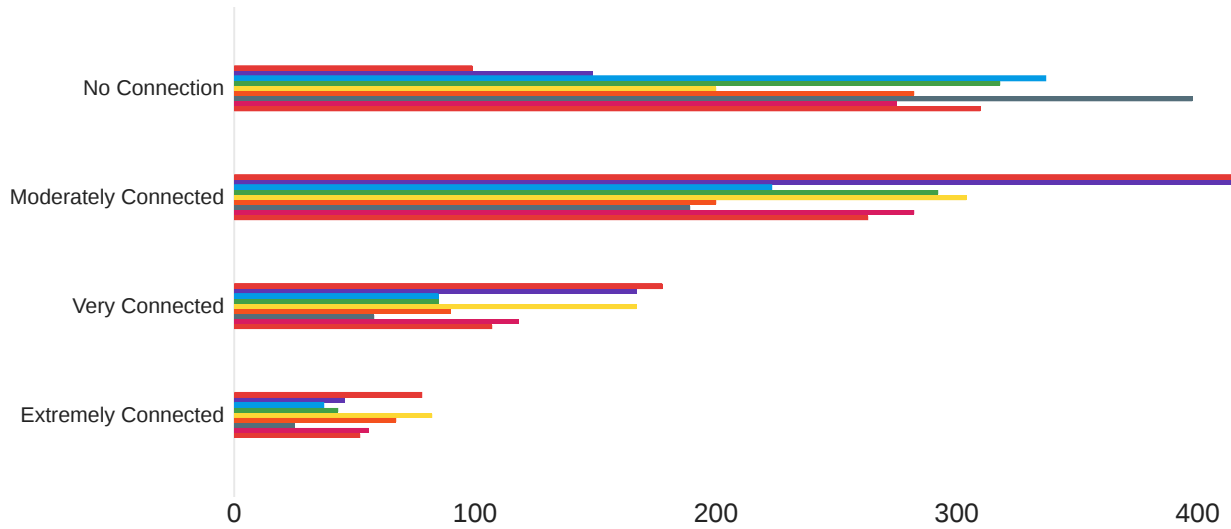
Field	Choice Count
White	501
Black / African-American	244
Hispanic / Latino	36
Native American	17
Asian	39
Native Hawaiian or Pacific Islander	2
Prefer Not to Answer	17
Total	856

# DISABILITY - Do you identify as a person with a disability or other chronic condition?



Field	Choice Count
Yes	89
No	656
Prefer Not to Answer	39
Total	784

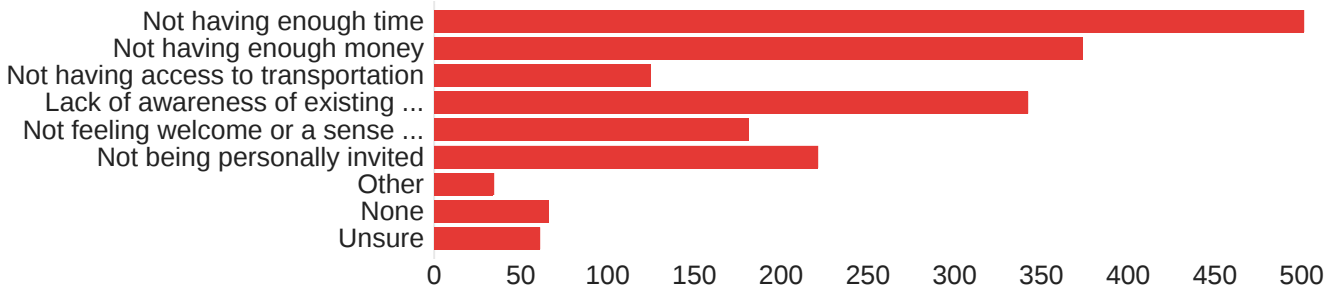
# CONNECTIONS - As a UL Lafayette student, how much of a connection have you felt with the following groups and organizations?



- Fellow UL Lafayette students
- UL Lafayette faculty and staff
- Louisiana Ragin' Cajuns Athletics
- UL Lafayette Career Services (or others at UL Lafayette who support career devel...
- UL Lafayette student organizations
- Local faith community
- Civic or nonprofit groups (other than a faith group or church)
- Local businesses
- Local arts & culture groups or activities

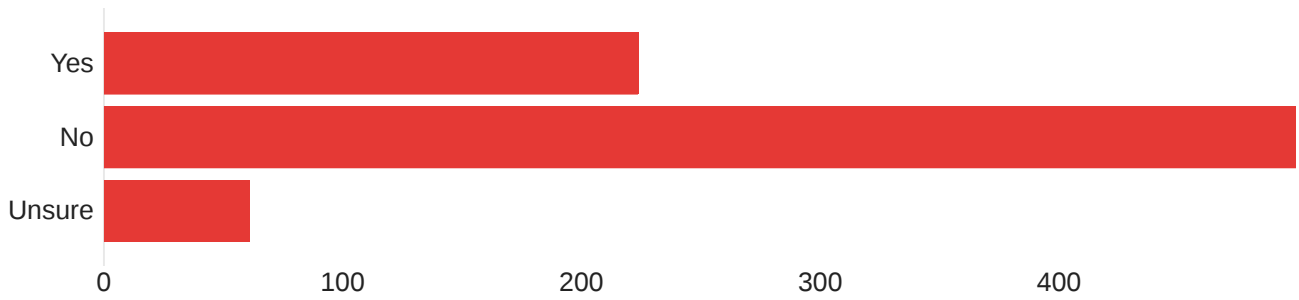
Field	No Connection	Moderately Connected	Very Connected	Extremely Connected	Total
Fellow UL Lafayette students	99	414	178	78	769
UL Lafayette faculty and staff	149	419	167	46	781
Louisiana Ragin' Cajuns Athletics	337	223	85	37	682
UL Lafayette Career Services (or others at UL Lafayette who support career development)	318	292	85	43	738
UL Lafayette student organizations	200	304	167	82	753
Local faith community	282	200	90	67	639
Civic or nonprofit groups (other than a faith group or church)	398	189	58	25	670
Local businesses	275	282	118	56	731
Local arts & culture groups or activities	310	263	107	52	732

**BARRIERS - What barriers, if any, do you face as a UL Lafayette student in feeling more connected to the wider community? (Select all that apply)**



Field	Choice Count
Not having enough time	501
Not having enough money	374
Not having access to transportation	125
Lack of awareness of existing opportunities	342
Not feeling welcome or a sense of belonging	181
Not being personally invited	221
Other	34
None	66
Unsure	61
Total	1905

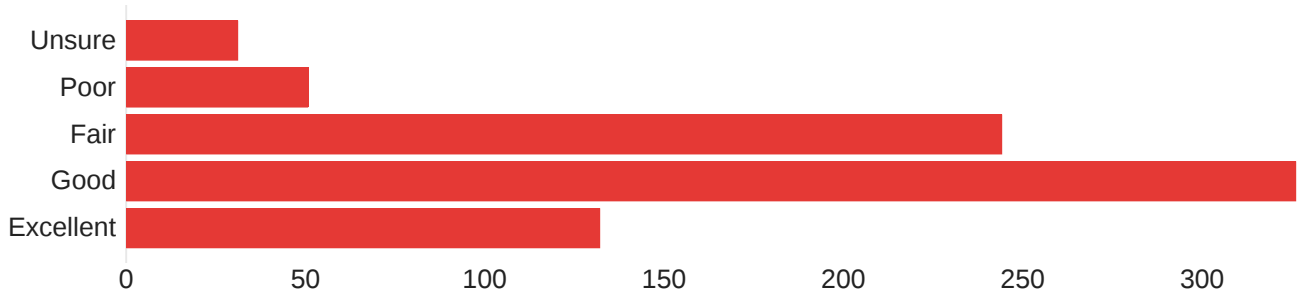
INVITATION - Other than a faith group or church, have you ever been personally invited to join a local organization, club, or social group in the community that is not affiliated with UL Lafayette?



Field	Choice Count
Yes	224
No	499
Unsure	61
Total	784



PERCEPTION - What is your perception of the relationship between UL Lafayette students and the wider community (with other businesses, organizations, and residents in Lafayette)?



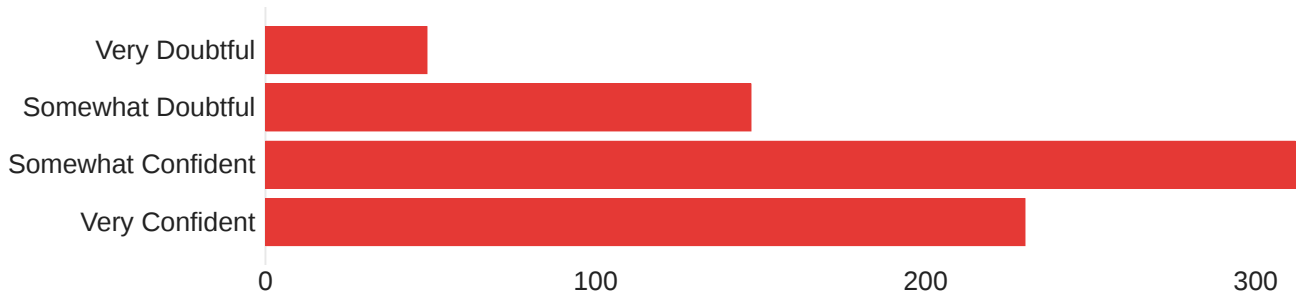
Field	Choice Count
Unsure	31
Poor	51
Fair	244
Good	326
Excellent	132
Total	784

EMPLOYMENT - Have you participated in career-related employment while attending UL Lafayette? (Includes required internships, co-ops, clinicals, externships, practicums, etc.)



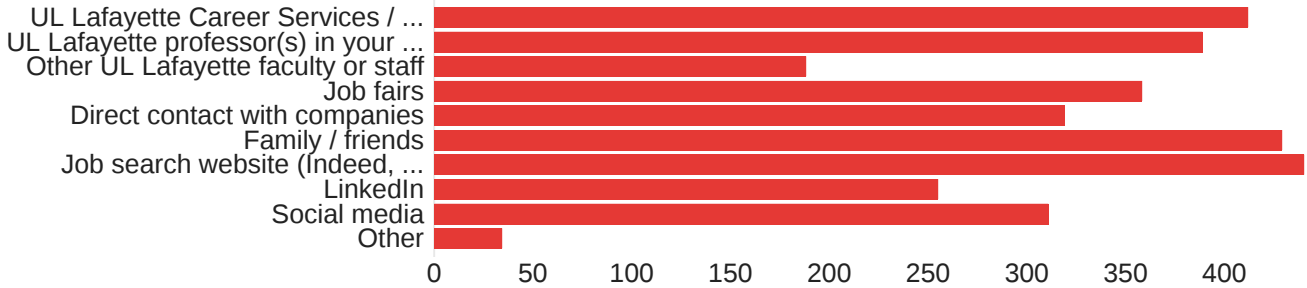
Field	Choice Count
Yes	101
No	655
Total	756

### CONFIDENCE - How confident are you that you could find a job in your chosen field in the Lafayette area after graduating from UL Lafayette?



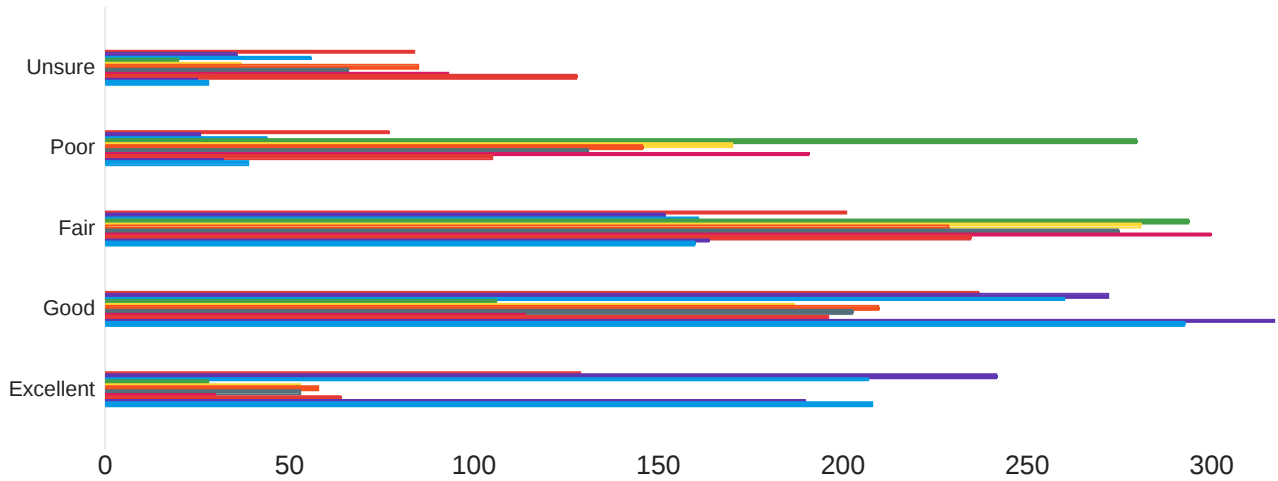
Field	Choice Count
Very Doubtful	49
Somewhat Doubtful	147
Somewhat Confident	312
Very Confident	230
Total	738

**SOURCES - Which of the following sources are you likely to use to get information about job opportunities after graduation? (Select all that apply)**



Field	Choice Count
UL Lafayette Career Services / Handshake	412
UL Lafayette professor(s) in your degree program	389
Other UL Lafayette faculty or staff	188
Job fairs	358
Direct contact with companies	319
Family / friends	429
Job search website (Indeed, ZipRecruiter, etc.)	440
LinkedIn	255
Social media	311
Other	34
Total	3135

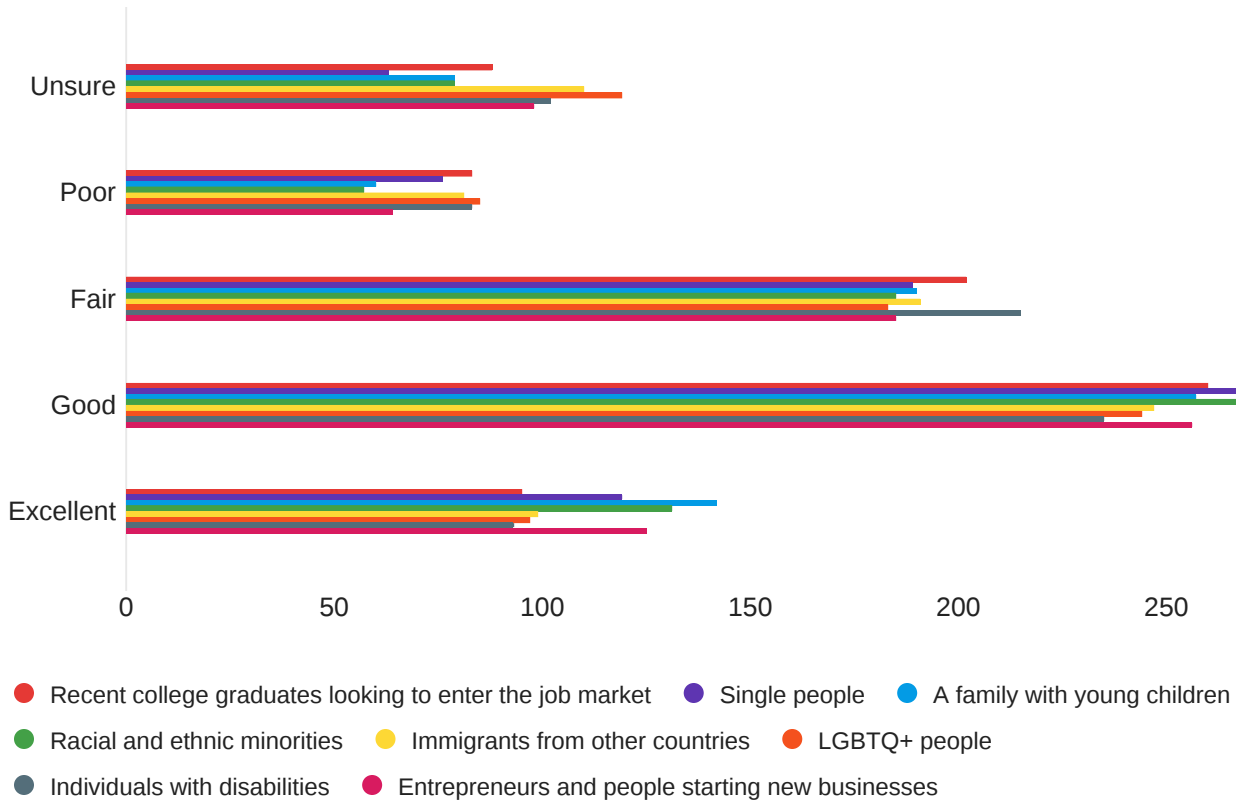
AMENITIES - Below is a list of qualities and characteristics that typically contribute to the quality of life in a community. How would you rate each in the Lafayette area?



- Jobs in your chosen field    ● Cultural opportunities, such as festivals and the arts    ● A vibrant nightlife and entertainment options
- Traffic / roads    ● Bike paths / sidewalks    ● Public transportation    ● Public safety and low crime    ● Affordable housing
- Access to quality healthcare    ● Outdoor parks, open spaces, and recreation activities
- A welcoming environment to people of diverse backgrounds, ethnicities, and cultures

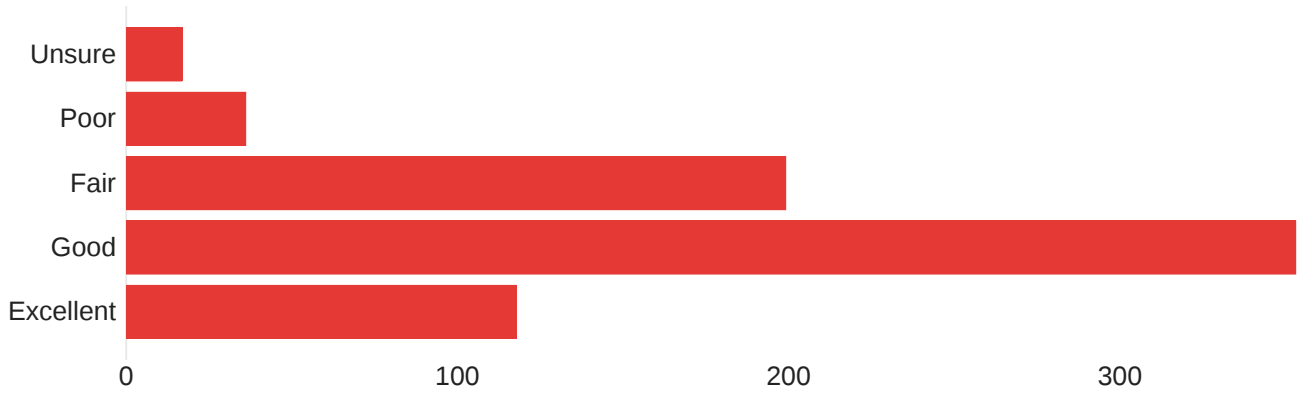
Field	Unsure	Poor	Fair	Good	Excellent	Total
Jobs in your chosen field	84	77	201	237	129	728
Cultural opportunities, such as festivals and the arts	36	26	152	272	242	728
A vibrant nightlife and entertainment options	56	44	161	260	207	728
Traffic / roads	20	280	294	106	28	728
Bike paths / sidewalks	37	170	281	187	53	728
Public transportation	85	146	229	210	58	728
Public safety and low crime	66	131	275	203	53	728
Affordable housing	93	191	300	114	30	728
Access to quality healthcare	128	105	235	196	64	728
Outdoor parks, open spaces, and recreation activities	25	32	164	317	190	728
A welcoming environment to people of diverse backgrounds, ethnicities, and cultures	28	39	160	293	208	728

## PEOPLE - Please rate Lafayette as a place to live for the following types of people:



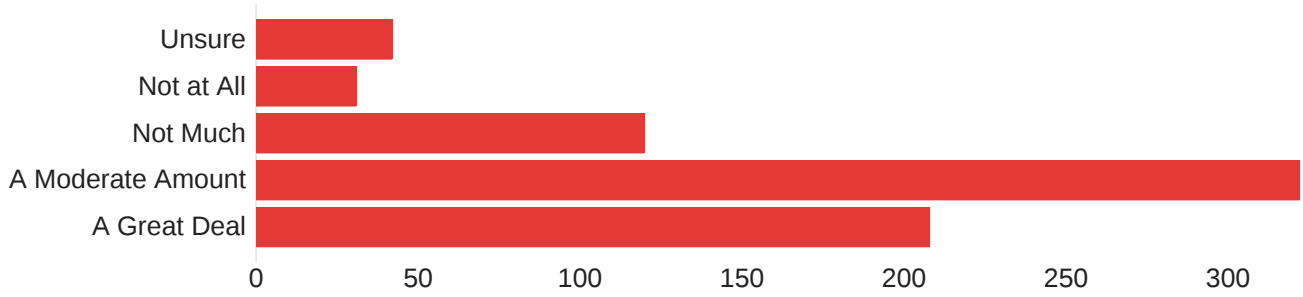
Field	Unsure	Poor	Fair	Good	Excellent	Total
Recent college graduates looking to enter the job market	88	83	202	260	95	728
Single people	63	76	189	281	119	728
A family with young children	79	60	190	257	142	728
Racial and ethnic minorities	79	57	185	276	131	728
Immigrants from other countries	110	81	191	247	99	728
LGBTQ+ people	119	85	183	244	97	728
Individuals with disabilities	102	83	215	235	93	728
Entrepreneurs and people starting new businesses	98	64	185	256	125	728

# OVERALL - How would you rate the overall quality of life in Lafayette?



Field	Choice Count
Unsure	17
Poor	36
Fair	199
Good	353
Excellent	118
Total	723

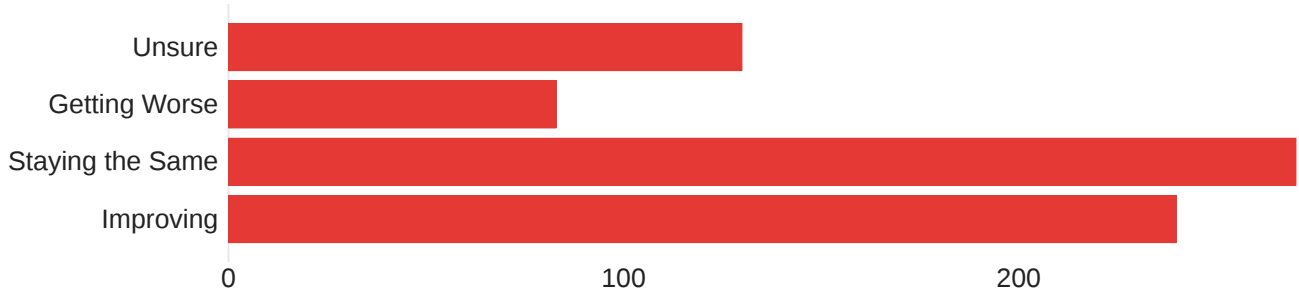
### QOL LIVING - How much does living in the Lafayette area contribute to your quality of life as a UL Lafayette student?



Field	Choice Count
Unsure	42
Not at All	31
Not Much	120
A Moderate Amount	322
A Great Deal	208
Total	723



### QOL DIRECTION - Generally, do you think the quality of life in Lafayette is improving, staying the same, or getting worse?



Field	Choice Count
Unsure	130
Getting Worse	83
Staying the Same	270
Improving	240
Total	723

# LOANS - Will you graduate with student loans?



Field	Choice Count
Yes	330
No	229
Unsure	159
Total	718

## CURRENT WORK - Are you currently working?



Double click to edit

Field	Choice Count
Yes	390
No	328
Total	718