



ECONOMIC VITALS



January 6, 2023

Monthly, 1A releases a report that analyzes key economic metrics important to understanding our regional and state economy. With support from LED, LEDA, LCVC, REALTOR® Association of Acadiana, and the Lafayette Regional Airport 1A collects data on local businesses, current labor numbers, retail sales information, and other economic statistics to provide the region's "economic vitals." Please note, 1A makes every effort to ensure the data reported is the most accurate and current available, but many datasets included are updated daily/weekly and may be out of date soon after the indicators have been published.

Economic Vitals – December 2022

November - 1A Region Data (Not Seasonally Adjusted)

	Employed	Unemployed	Unemploy. Rate	Δ from prev. year (in p.p.)*
Acadia	23,509	674	2.8%	-0.7
Evangeline	11,623	370	3.1%	-0.9
Iberia	27,034	1,020	3.6%	-1.4
Jeff Davis	12,260	343	2.7%	-0.7
Lafayette	115,705	2,833	2.4%	-0.7
St. Landry	31,148	1,182	3.7%	-1.1
St. Martin	21,795	639	2.8%	-1.2
St. Mary	17,906	705	3.8%	-1.2
Vermilion	23,747	628	2.6%	-0.9
1A TOTAL	284,727	8,394	3.0%	-1.0
Louisiana	2,042,391	61,754	2.9%	-1.1
U.S.	158,470,000	6,011,000	3.7%	-0.5

Source: Bureau of Labor Statistics and LWC, November 2022

Information compiled using 1A, LED, and LEDA resources; Data as of January 5th, 2023
 1A region used unless data not available on a parish/county level

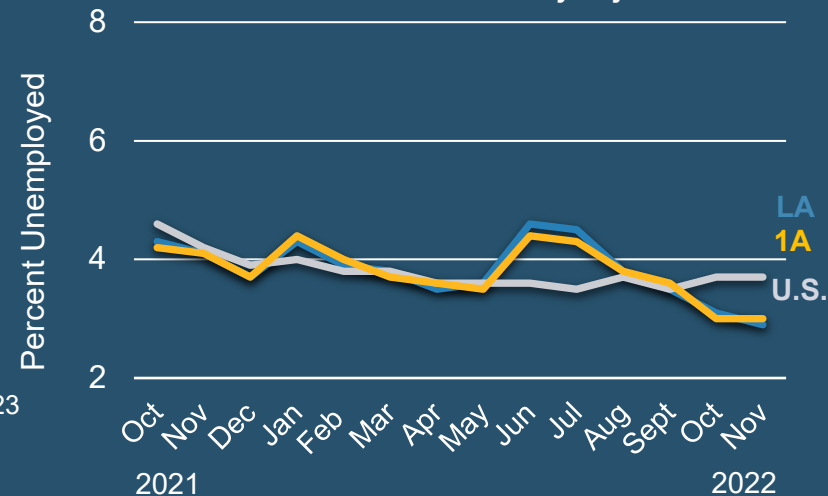
*Change represented in percentage points (p.p.)

** Lafayette MSA: Acadia, Iberia, Lafayette, St. Martin, and Vermilion parishes

Lafayette MSA** Employment CES Data - Not Seasonally Adjusted



Unemployment Rate LAUS Data - Not Seasonally Adjusted



Economic Vitals – December 2022

Employees by Industry - Lafayette MSA and Louisiana

	Lafayette MSA				Louisiana			
	Nov 21	Nov 22	Δ prev. year	Δ prev. month	Nov 21	Nov 22	Δ prev. year	Δ prev. month
Mining and logging	9,900	10,200	300	0	30,100	31,500	1,400	200
Construction	10,500	10,400	-100	100	130,800	129,400	-1,400	2,300
Manufacturing	14,800	15,400	600	-200	131,100	139,200	8,100	-500
Trade, Transportation, Utilities	41,100	41,700	600	400	368,300	372,500	4,200	5,600
Information	2,500	2,600	100	100	23,600	23,800	200	400
Financial Activities	10,700	10,800	100	0	92,000	90,500	-1,500	500
Professional and Bus. Serv.	21,700	23,700	2,000	300	219,300	230,600	11,300	-1,000
Education & Health Services	33,000	34,500	1,500	200	316,500	331,700	15,200	1,300
Leisure & Hospitality	21,500	22,500	1,000	100	207,800	221,200	13,400	800
Other Services	7,000	7,000	0	0	69,700	69,600	-100	-500
Government	26,800	25,800	-1,000	0	314,600	314,800	200	2,200
Total	199,500	204,600	5,100	1,000	1,903,800	1,954,800	51,000	11,300

Source: November 2022 Current Employment Statistics (CES) data for all workers, not seasonally adjusted

Economic Vitals – December 2022

Oil and Natural Gas Indicator

Crude Oil (WTI)	78.76	\$/barrel	↓
Crude Oil (Brent)	81.73	\$/barrel	↓
Natural Gas (Henry Hub)	3.94	\$/MMBtu	↓
Gasoline (U.S. Gulf Coast, Regular)	2.43	\$/gallon	↑
Weekly Rotary Rig Count	51	LA – Land	↓
Weekly Rotary Rig Count	14	LA – Offshore	no change

Source: EIA, Baker Hughes. Arrows indicate changes from previous week.

Crude Oil - Average Spot Prices

	Dec 21	Dec 22	%Δ
Crude Oil (WTI)	71.71	76.44	7%
Crude Oil (Brent)	74.17	81.04	9%

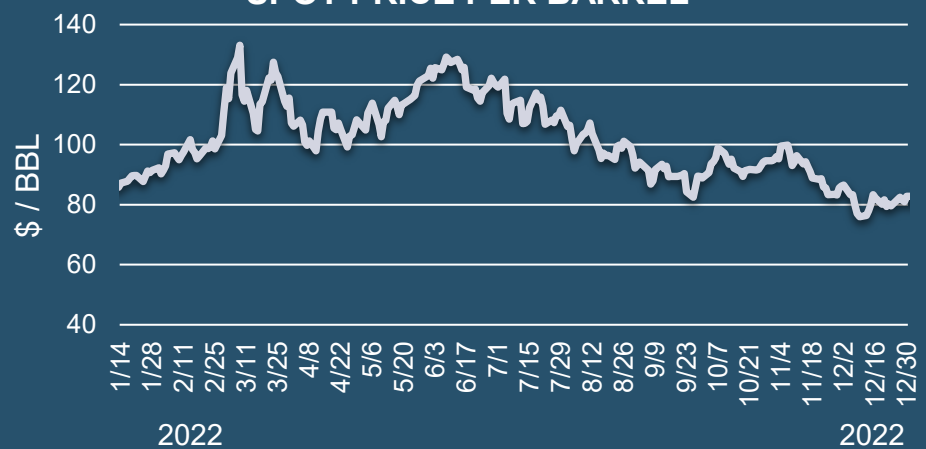
Source: EIA, Price per Barrel

*December 2022 prices are an average of available data.

Crude Oil (WTI) SPOT PRICE PER BARREL



Crude Oil (Brent) SPOT PRICE PER BARREL



Economic Vitals – December 2022

Regional Unemployment Rates - Not Seasonally Adjusted

	Nov 21 (r)	Nov 22 (p)	Δ prev. year (in p.p)	Δ prev. month (in p.p)
Acadiana (One Acadiana)	4.0%	3.0%	-1.0	0.0
Bayou (Houma)	4.3%	2.9%	-1.4	-0.2
Capital (BR)	3.7%	2.8%	-0.9	-0.1
Central (Alexandria)	3.2%	2.8%	-0.4	-0.1
Northeast (Monroe)	3.9%	3.2%	-0.7	-0.1
Northwest (Shreveport)	3.7%	3.0%	-0.7	-0.1
Southeast (NOLA)	4.7%	3.1%	-1.6	-0.2
Southwest (Lake Charles)	3.7%	2.7%	-1.0	-0.1

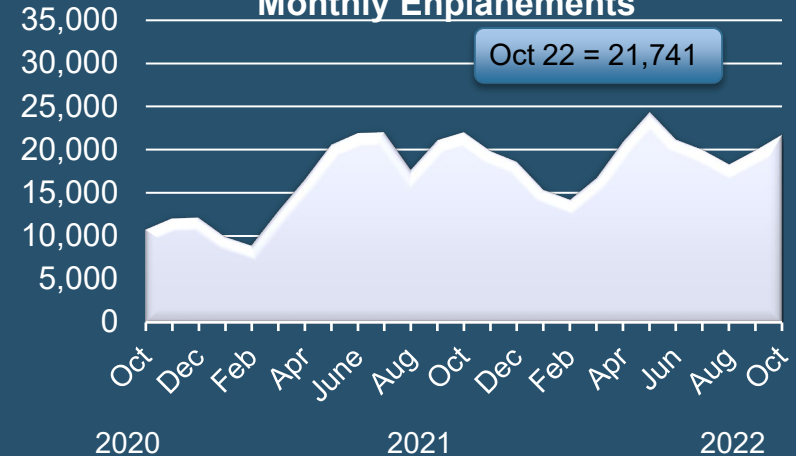
Source: LWC, Bureau of Labor Statistics, November 2022

Real Estate Data - Lafayette Parish

	Oct 21	Oct 22	%Δ
Market Inventory	599	732	22.2%
Number Sold	311	240	-22.8%
Average Price	\$294,632	\$298,064	1.2%
Days on Market	35	33	-5.7%

Source: REALTOR® Association of Acadiana

Lafayette Regional Airport (LFT) Monthly Enplanements



LFT Enplanement Checkpoint

LFT Week over Week Change

	Total Enplanements	OTW Change (%)
Dec 4 - Dec 10	4,687	-8.2%
Nov 27 - Dec 3	5,104	9.9%
Nov 20 - Nov 26	4,645	-12.4%
Nov 13 - Nov 19	5,301	-0.8%

Source: Lafayette Regional Airport (LFT), TSA

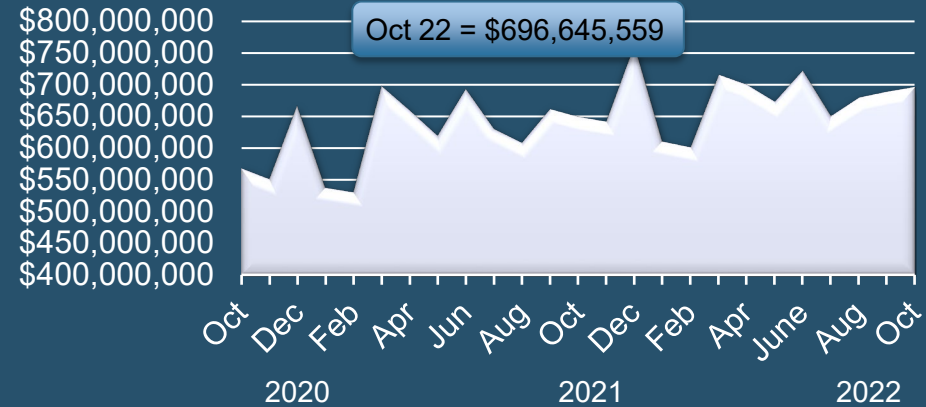
Economic Vitals – December 2022

Interest Rates - As of Dec. 29, 2022 - Jan. 4, 2023

Federal Funds (effective)	4.33	↑
Bank Prime Loan	7.50	↑
Treasury Constant Maturities (nominal)		
3-month	4.49	↑
1-year	4.72	↑
5-year	3.93	↓
10-year	3.80	↑
30-year	3.90	↑
Treasury Constant Maturities (inflation indexed)		
5-year	1.64	↑
10-year	1.54	↑
30-year	1.62	↑

Source: Federal Reserve Statistical Release, January 5th, 2023. Arrows indicate change from previous week.

Lafayette Parish Monthly Retail Sales



S&P 500 Average



Economic Vitals – December 2022

Currency Conversion Rates (Units per U.S. dollar)

Canada	Dollar	1.3570	↑
Japan	Yen	133.40	↑
Mexico	Peso	19.3265	↓
United Kingdom	Pound Sterling	0.8396	↑
Euro Zone	Euro	0.9503	↑
Trade Weighted U.S. Dollar Index	Broad	121.5147	↓

Source: Wall Street Journal, January 6th, 2023, 10:00 A.M ET, Federal Reserve. Arrows indicate change from previous week.

State Revenues (millions)

	Nov 21	Nov 22	%Δ
Grand Total Revenues	\$948.1	\$846.1	-10.8%
Individual Income Tax	\$447.5	\$290.9	-35.0%
Sales Tax - General	\$350.4	\$382.9	9.3%

Source: Louisiana Department of Revenue

Hotel Occupancy

	Lafayette Parish	%Δ from prev. year
Dec 25 - Dec 31	44.9%	-4.6%
Dec 18 - Dec 24	40.7%	-11.6%
Dec 11 - Dec 17	52.0%	-8.9%
Dec 4 - Dec 10	52.7%	-7.0%

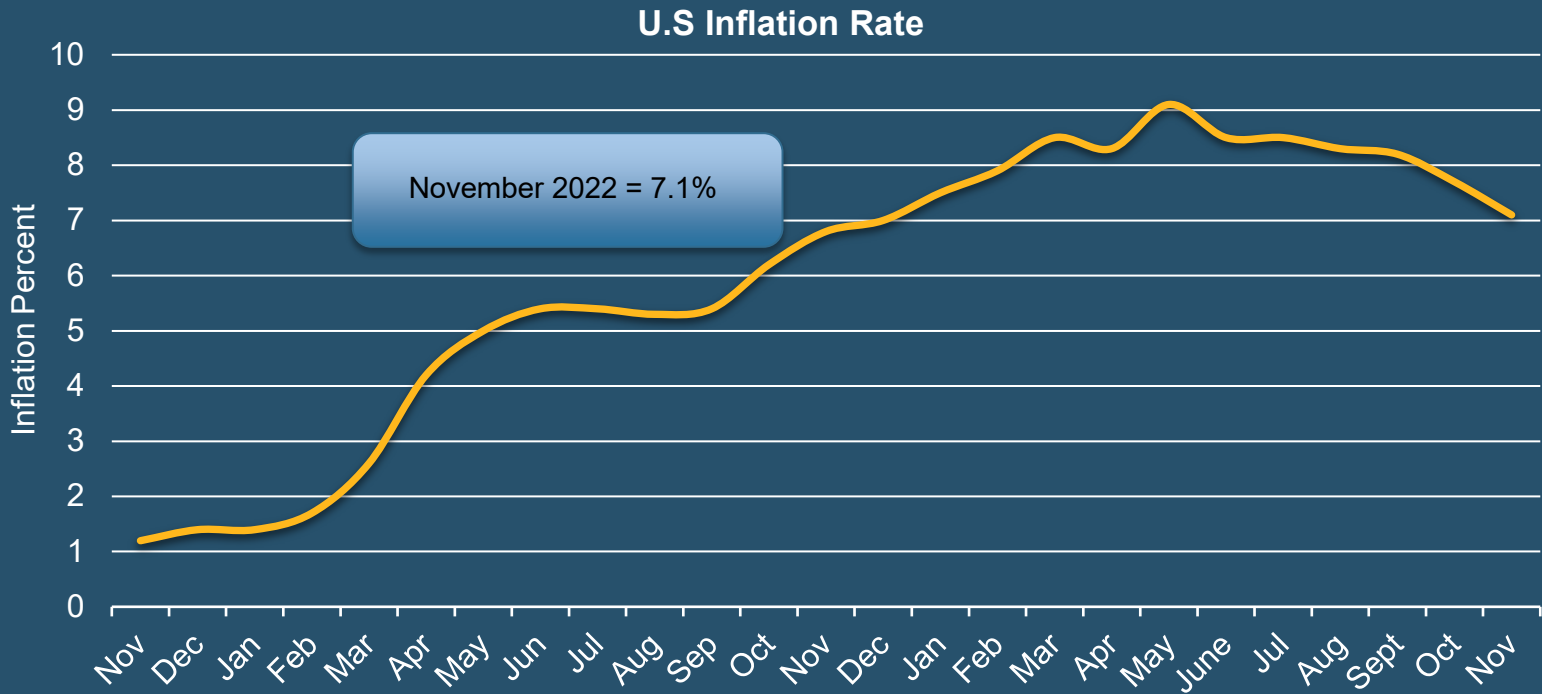
Source: Lafayette Convention & Visitors Commission (LCVC)

Hotel Revenue

	Lafayette Parish	%Δ from prev. year
Dec 25 - Dec 31	\$1,275,284	-12.5%
Dec 18 - Dec 24	\$1,129,973	-19.0%
Dec 11 - Dec 17	\$1,638,256	-13.9%
Dec 4 - Dec 10	\$1,638,256	-15.0%

Source: Lafayette Convention & Visitors Commission (LCVC)

Economic Vitals – December 2022



Information compiled using U.S. Inflation data according to U.S. Labor Department; Data as of January 5th, 2023